

A decorative graphic on the left side of the slide, consisting of a light green vertical bar and a dark blue horizontal bar that curves at its ends.

# The MYP Community Project

“Those who are happiest are those who do the most for others.”

— **Booker T. Washington**

# What is it?

## The Community Project:

- an opportunity to explore your place in the global community
- your chance to help others
- starts from personal interest and passion about a *real-world* issue
- is an individual or group inquiry
- requires you to apply your learning from previous years
- is an end of middle school project for CLP 8<sup>th</sup> graders

## Why is action/service learning important?

*Action involves learning by doing, which enhances learning about self and others. IB World Schools value action that encompasses a concern for integrity and honesty, as well as a strong sense of fairness that respects the dignity of individuals and groups.*

*What is an IB Education (2013)*

## Required features...

The **Community Project** will include:

- examples of written work
- service learning/action piece in the community
- oral presentations
- examples of technology
- performances in any medium – dance, drama, video, artistic interpretation, poster, PowerPoint, music

## Required features (cont.)

- Students must show an understanding of the **global contexts**: *Identity and Relationships, Personal and Cultural Expression, Globalization and Sustainability, Orientation in Time and Space, Scientific and Technical Innovation, & Fairness and Development.*
- Students must use **Approaches to Learning Skills** from all 5 areas: social, research, self-management, communication, and thinking.
- Students must show positive attributes from the **learner profiles**.

Students present through:  
poster, video, graph,  
powerpoint, music,  
drama, etc.

decide on  
what they  
would like to  
explore.  
Students  
decide if the  
problem/topic  
can  
be explored  
locally &/or  
globally.

Research  
progresses.  
Reflect & ask  
questions.  
Take the inquiry  
deeper.  
Choose and plan  
action.  
Prepare  
presentation.



Students  
research:  
read, interview,  
listen, survey,  
etc.

Students &  
Advisory  
teachers create  
a  
timeline.

## How much time is spent on the **Community Project**?



- The students will work on their writing and researching during their Advisory class time at school.
- The students will then spend their action time outside of class to accomplish their goals.
- The students will apply all their academic skills during the **Community Project** time.
- The **Community Project** coordinator and Advisory teachers will guide in the inquiry process, planning, time management, etc. to help students be successful.

**Check out these people helping others. Their ideas grew to be a great help for people in different parts of their community and the world! Your's can too!!**

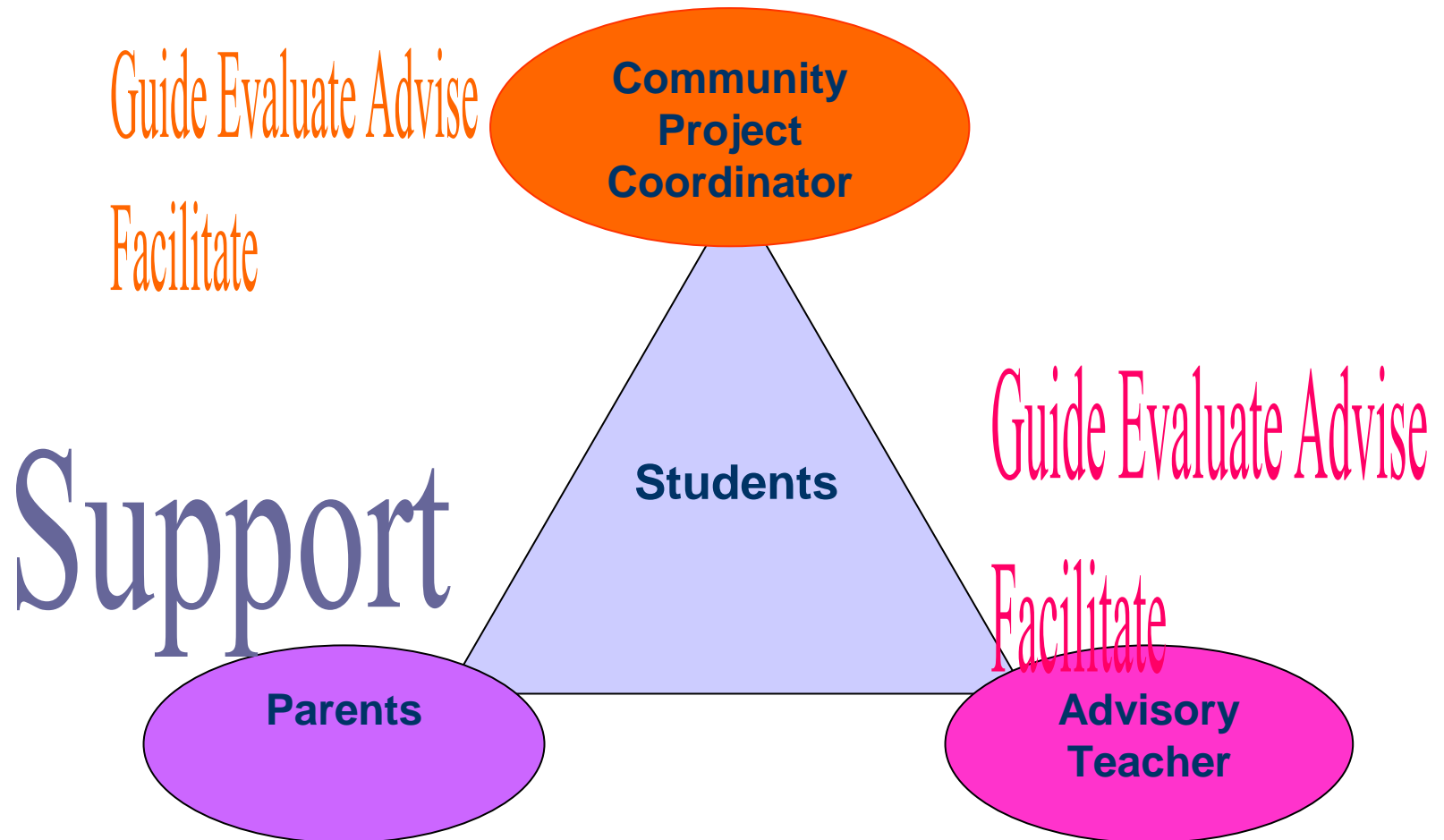
[https://www.ted.com/talks/richard\\_turere\\_a\\_peace\\_treaty\\_with\\_the\\_lions](https://www.ted.com/talks/richard_turere_a_peace_treaty_with_the_lions)

<https://www.youtube.com/watch?v=roDXSHSEuoo>

(I'm not crying, you're crying! Hope this helps: <https://www.youtube.com/watch?v=flyiGMNGQyA>)



Who is at the center of all the work?  
Who is doing most of the work?



# Who will assess the work?

- Students will self-assess using rubrics.
- The Advisory teacher will assess using rubrics.
- **Community Project** completion is required in order for students to be eligible for the end of the year 8<sup>th</sup> Grade activity.

**Here is what previous Pirates had to say about the Community Project:**



<https://www.wevideo.com/view/2511529494>

# Questions?

---

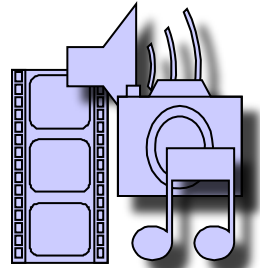


Contact Mrs. Sayers, the IB  
Coordinator, at  
[ksayers@psdschools.org](mailto:ksayers@psdschools.org) or  
970-488-7410

# How does student work get graded?


- We assess the **process** more than the product.
- The students will keep a Community Project Journal that organizes their inquiries.
- This journal may include research, pictures, diagrams, poems, timelines, goal setting and writing.
- The Advisory teachers will monitor student progress against a timeline.

# How can parents help?




Parents can:

- keep informed about the process by reading emails and attending meetings
- support and encourage their children
- provide knowledge
- help to locate resources – people, places, media and information
- celebrate with the students by attending the final presentations.



**“Those who are happiest  
are those who do the  
most for others.”**

**— Booker T. Washington**



**“The best way to find  
yourself is to lose  
yourself in the service of  
others.”**

**-Mahatma Gandhi**